



Amlak Finance PJSC

Investor Presentation

Q1 2022

Disclaimer



This presentation has been produced by the management of Amlak Finance PJSC (“Amlak” or the “Company”), solely for use at various teleconference arranged for existing/prospective institutional investors and for their clients/potential clients and shall not be reproduced or redistributed, in whole or in part, to any other person without Company’s written consent.

This presentation may contain certain forward-looking statements relating to the plans, strategies, business prospects, financial performance and results of the Company and/or the industry in which it operates. Forward-looking statements concern future circumstances and results and other statements that are not historical facts, sometimes identified by the words “believes”, “expects”, “predicts”, “intends”, “projects”, “plans”, “estimates”, “aims”, “foresees”, “anticipates”, “targets”, and similar expressions. Such forward-looking statements including assumptions, opinions and views of the Company are solely opinions and forecasts which are subject to risks, uncertainties and other factors that may cause actual events to differ materially from any anticipated development. None of the Company or the officers or the employees provide any assurance that the assumptions underlying such forward-looking statements are free from errors nor does any of them accept any responsibility for the future accuracy of the opinions expressed in this presentation or the actual occurrence of the forecasted developments. The Company assumes no obligation to update any forward-looking statements or to conform these forward-looking statements to the Company’s actual results.

By participating, attending or receiving this presentation you acknowledge that you will be solely responsible for your own assessment of the market and the market position of the Company and that you will conduct your own analysis and be solely responsible for forming your own view of the potential future performance of the Company’s business. Neither the delivery of this presentation nor any further discussions of the Company with any of the recipients shall, under any circumstances, create any implication that there has been no change in the affairs of the Company since such period or date.

This Presentation is intended for information purposes only and does not constitute or form part of an offer for sale or subscription or an invitation or solicitation of an offer to subscribe for or purchase securities of any kind and neither this document nor anything contained herein shall form the basis of any contract or commitment from any party whatsoever.

This presentation has been prepared by Amlak Finance PJSC (“Amlak”) and reflects the management’s current expectations or strategy concerning future events and are subject to known and unknown risks and uncertainties. No representation or warranty, express or implied, is made or given by or on behalf of Amlak or any of its respective members, directors, officers or employees or any other person as to the accuracy, completeness or fairness of the information or opinions contained in or discussed at this presentation.

Content

1	Amlak at a Glance	
	Company Profile	4
2	Strategic Focus	
	Key Strategies	5
3	Financial & Operating Performance	
	Group Income Statement	6
	Group Balance Sheet	7
4	Appendix	
	Awards	8

Company Profile

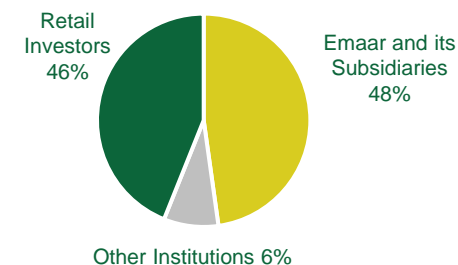
Background

- Amlak Finance PJSC was incorporated in Dubai, United Arab Emirates, on 11 November 2000 as a Private Shareholding Company.
- At the constituent shareholders meeting held on 9 March 2004, a resolution was passed to convert the Company to a Public Joint Stock Company.
- The activities of the Company are conducted in accordance with Islamic Sharia'a,
- Amlak offers a range of customized financial solutions and products to investors/clients for both ready and off-plan properties.
- Amlak expanded its presence to Kingdom of Saudi Arabia (KSA) in 2006 through investment in 'Amlak International for Real Estate Finance Company'.
- Amlak launched its first international office in Egypt in 2007, which operates under the name "Amlak Finance Egypt Company S.A.E".
- Following the completion of its highly successful financial restructuring in 2014, with some terms renegotiated in 2020, Amlak is pursuing a prudent business strategy that is also now well-placed to work towards continuous enhancement of value for its shareholders.

Subsidiaries and Associates

Company	Location	% Shareholding
Amlak Property Investment LLC	UAE	100%
Amlak Capital LLC	UAE	100%
Amlak Holding Limited	UAE	100%
Warqa Heights LLC	UAE	100%
Amlak Sky Gardens LLC	UAE	100%
Amlak Limited	UAE	100%
Amlak Finance Egypt Company S.A.E	Egypt	100%
Amlak Nasr City Real Estate Investment LLC	Egypt	100%
Amlak International for Real Estate Finance Company	KSA	18.35%

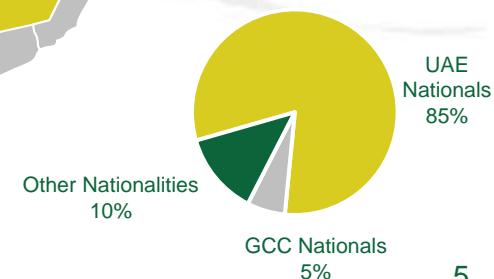
Ownership Structure



Geographic Presence



Nationality of Ownership



Key Strategies

Strategic Priorities

Strategic Intents

Strategic Metrics

Funding

- Ensuring full compliance with and adherence to revised agreement reached with the Depositors.
- Explore innovative options to repay financiers with a view to achieve a sustainable capital structure

Liquidity & Compliance

Organizational Capability

- Robust risk management to manage risks within risk appetite.
- Staff and talent development and retention as well as boosting corporate brand.

Customer Satisfaction

Cost Rationalization

- Ensure cost rationalization to maintain and align efficiency ratios

Efficiency

Enhance shareholder value whilst adhering to restructuring obligations

Real Estate Financing (REF)

Key Metrics	Actual Q1 2022	Targeted Q1 2022
Net Portfolio Level	AED 1.14Bn	AED 1.27Bn
Delinquency Rate	3.6%	4%
Rental Income - REF	AED 0.98Mn	AED 0.63Mn
<ul style="list-style-type: none"> ▪ Improve portfolio quality ▪ Exit Amlak Finance Investment Unit (AFIU) repossessed assets 		

Real Estate Investments (REI)

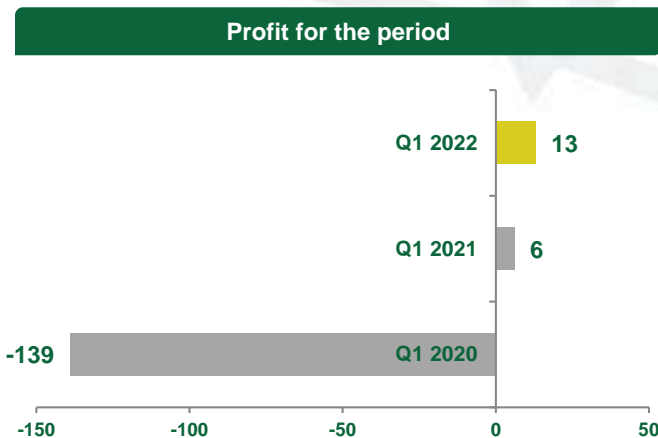
Key Metrics	Actual Q1 2022	Targeted Q1 2022
Rental Income - REI	AED 1.54Mn	AED 2.16Mn
Rental Yield	3.35%	4.72%
Mark to Market (MTM) on real estate assets	AED (7.75)Mn	AED 0Mn
<ul style="list-style-type: none"> ▪ Maintain high asset yield and low vacancy rates for ready properties ▪ Enhance property management offering ▪ Exit Asset Management portfolio 		

Group Income Statement

AED in Mn

Particulars	Q1 2022	Q1 2021	Q1 2021 vs. Q1 2022	
			Variance	Change in %
Income from Financing and Investing assets	36	43	(7)	-16%
Rental income	3	7	(4)	-57%
Loss on sale of Investment properties	0	(2)	2	-113%
Fair value gain on investment properties	1	-	1	0%
Gain on debt settlement	26	31	(6)	-18%
Other Income	2	9	(8)	-83%
Share of results of an associate	5	5	-	0%
Total Income	72	93	(21)	-22%
Reversal of impairments / (impairments)	1	(7)	8	114%
Amortization of initial fair value gain on investment deposits	(21)	(32)	11	33%
Operating Expenses	(21)	(25)	4	18%
Profit Before Distribution to financiers / investors	32	30	2	7%
Distribution to financiers / investors	(19)	(24)	5	19%
Profit for the period	13	6	7	104%

Q1 stands for the first quarter of the year only (i.e. 3 months January to March)



Highlights

- The Company's total revenues decreased to AED 72 million in Q1 2022, down by 22% compared to AED 93 million in Q1 2021.
- Revenues from financing business activities decreased by 16% to AED 36 million during Q1 2022 compared to AED 43 million in Q1 2021.
- Operating costs decreased by 18% to AED 21 million in Q1 2022, compared to AED 25 million during the same period last year.
- In Q1 2022, The Group recorded an impairment reversal of AED 1 million on Islamic Financing Assets and other assets compared to AED 15 million in Q1 2021; this reversal in impairment is mainly due to a regularity of customers.
- Net profit of AED 13 million in Q1 2022 compared to AED 6 million net profit in Q1 2021.

Group Balance Sheet

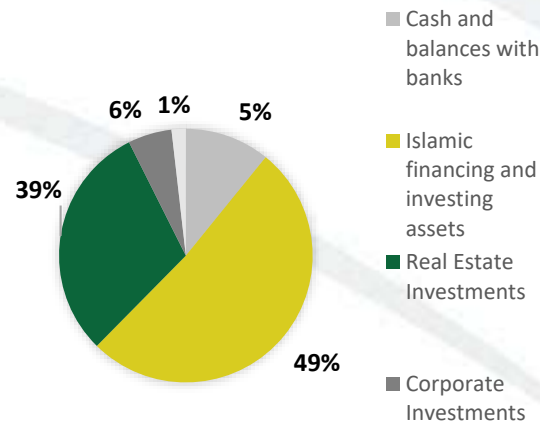
AED in Mn

Particulars	Q1 2022	YE 2021	Q1 2022 vs. YE 2021	
			Variance	Change in %
Cash and Balances with Banks	193	189	4	2%
Islamic Financing and Investing Assets	1,935	2,052	(117)	-6%
Real Estate Investments	1,538	1,559	(21)	-1%
Corporate Investments	226	221	5	2%
Other Assets	57	60	(3)	-5%
Total Assets	3,949	4,081	(132)	-3%
Investment Deposits and Other Islamic Financing	2,668	2,769	(101)	-4%
Other Liabilities	123	129	(6)	-5%
Equity	1,158	1,183	(25)	-2%
Total Equity & Liabilities	3,949	4,081	(132)	-3%

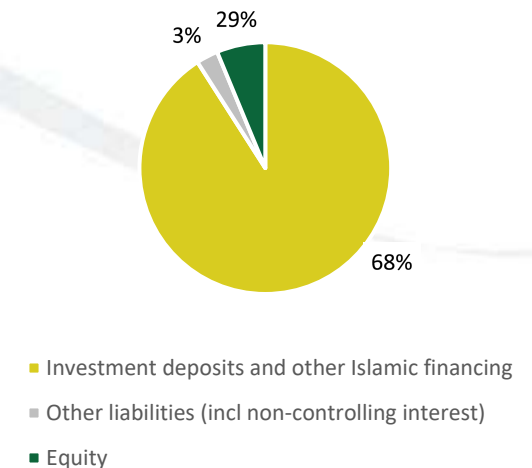
Highlights

- Total assets of Amlak stand at AED 4 billion and total liabilities at AED 2.7 billion

Assets Mix – Q1 2022



Liability and Equity Mix – Q1 2022



Awards



2017

2018

2019



mea
Arif Alharmi
Amlak Finance PJSC
2017 UAE Leading Decision Makers Awards
Chief Executive Officer of the Year 2017 - Dubai

1. Best Sharia Compliant Property Finance Company
2. Best Islamic Finance CSR Company UAE 2017
3. Best for Sharia Compliant Property Finance
4. 2017 UAE Leading Decision Makers Award Chief Executive Officer of The Year 2017 – Dubai.
5. Best Real Estate Product (Double Your Property)_ UAE
6. Best Home Finance Company

1. Global Islamic Business Award 2018
2. Dubai Chamber's CSR Label 2018
3. Best Islamic Finance CSR Company UAE 2018
4. Best Sharia Compliant Property Finance Company 2018
5. Best Real Estate Financier 2018 & Award for Excellence in Client-Focused Financial Services

1. Best Islamic Finance CSR Company UAE 2019
2. Best Sharia Compliant Property Finance Company UAE 2019



Contact

Investor Relations

Phone: +971 4 4274500

Web: <http://www.amlakfinance.com/en/investor-relations.html>

Email: InvestorRelations@amlakfinance.com

P O Box: 2441, Dubai, United Arab Emirates